

CITY/MUNICIPALITY : BIÑAN	MONTH : SEPTEMBER	YEAR : 2017
DOH ACCREDITATION NO : 04A-010-16-LW-2	VALIDITY : December 31, 2018	DOCUMENT NO : 17WQM-09-BIN

NO	SAMPLE LOCATION		DATE COLLECTED	PHYSICAL/CHEMICAL QUALITY					MICROBIOLOGICAL QUALITY		
	ADDRESS	TYPE		***Res. Chlorine ¹	Color ²	Turbidity ³	pH ⁴	Taste/Odor ⁵	HPC ⁶	Coliforms/100 mL ⁷	
				mg/L	ACU	NTU			CFU/mL	TOTAL	<i>Escherichia coli</i>
BRGY. BIÑAN											
1	Laguna Well Field 1	S	13-Sep	0.75	-	0.08	7.55	-	2	ABSENCE	ABSENCE
2	Pump 6, Santol St., Phase 4C, San Jose Village I	S	13-Sep	0.64	-	0.8	7.44	-	-	ABSENCE	ABSENCE
3	Guardhouse Entrance, Phase 4C, San Jose Village I	D	13-Sep	0.43	-	0.89	7.5	-	11	ABSENCE	ABSENCE
4	Clubhouse, Phase 3B, San Jose Village I	D	13-Sep	0.36	-	0.46	7.62	-	-	ABSENCE	ABSENCE
5	Clubhouse, Phase 5, San Jose Village II	D	13-Sep	0.67	-	0.11	7.41	-	4	ABSENCE	ABSENCE
6	Clubhouse, Phase 6, San Jose Village III	D	13-Sep	0.75	-	0.24	7.51	-	-	ABSENCE	ABSENCE
BRGY. CANLALAY											
7	#136 A. Bonifacio St.	D	14-Sep	< 0.29	-	0.41	7.63	-	-	ABSENCE	ABSENCE
8	Golden City Canlalay Clubhouse	D	14-Sep	0.54	-	< 0.02	7.45	-	-	ABSENCE	ABSENCE
9	Canlalay Elementary School	D	14-Sep	0.87	-	< 0.02	7.39	-	-	ABSENCE	ABSENCE
BRGY. DELA PAZ											
10	Almeda	S	14-Sep	1.19	-	< 0.02	7.5	-	-	ABSENCE	ABSENCE
11	Barangay Hall	D	14-Sep	1.15	-	< 0.02	7.75	-	-	ABSENCE	ABSENCE
BRGY. GANADO											
12	Drinking Fountain, Ganado Elementary School	D	29-Sep	0.28	-	< 0.02	7.37	-	-	ABSENCE	ABSENCE
BRGY. HALANG											
13	9999 WP Metroville Complex	S	14-Sep	0.86	< 2	0.32	7.28	**unobjectionable	-	ABSENCE	ABSENCE
14	Clubhouse, Metroville Complex	D	14-Sep	0.95	-	0.03	7.27	-	-	ABSENCE	ABSENCE
BRGY. LANGKIWA											
15	Block 3 Lot 9 Phase 2, Southville Langkiwa	D	21-Sep	0.53	-	< 0.02	-	-	-	ABSENCE	ABSENCE
16	Block 65 Lot 5 Phase 1, Southville Langkiwa	D	21-Sep	0.6	-	0.11	-	-	-	ABSENCE	ABSENCE
17	Block 20 Lot 7 Phase 3, Southville Langkiwa	D	21-Sep	0.33	-	< 0.02	-	-	2	ABSENCE	ABSENCE
18	Block 26 Lot 8 Phase 1, Southville Langkiwa	D	21-Sep	0.61	-	< 0.02	-	-	-	ABSENCE	ABSENCE
19	Block 18 Lot 11 Phase 4, Southville Langkiwa	D	21-Sep	0.55	-	< 0.02	-	-	< 1	ABSENCE	ABSENCE
20	Block 31 Lot 27, Phase 3, Southville Langkiwa	D	21-Sep	0.58	-	< 0.02	-	-	-	ABSENCE	ABSENCE
21	Drinking Fountain, Langkiwa Elementary School	D	21-Sep	0.65	-	0.08	-	-	-	ABSENCE	ABSENCE

BRGY. LOMA											
22	Water Pump, Celina Mansion Subdivision	S	13-Sep	< 0.20	-	< 0.02	7.48	-	< 1	ABSENCE	ABSENCE
23	Block 1 Lot 7, Celina Mansion Subdivision	D	13-Sep	0.83	-	< 0.02	7.48	-	-	ABSENCE	ABSENCE
24	Water Pump, Block 4 Lot 37, Celina Technopark	S	13-Sep	0.44	-	0.18	7.46	-	9	ABSENCE	ABSENCE
25	Block 7 Lot 2, Celina Technopark	D	13-Sep	0.35	-	0.06	7.48	-	-	ABSENCE	ABSENCE
26	Block 8, Laguna Bel-Air 3	S	13-Sep	1.10	-	< 0.02	7.57	-	-	ABSENCE	ABSENCE
27	Brenna Model House, Block 90 Lot 5, Laguna Bel-Air 3	D	13-Sep	1.17	-	< 0.02	7.58	-	< 1	ABSENCE	ABSENCE
28	Block 2, Phase 4, Laguna Bel-Air 3	S	13-Sep	0.56	-	< 0.02	7.60	-	-	ABSENCE	ABSENCE
29	Hilcrest Road, Block 2, Laguna Bel-Air 3	D	13-Sep	0.55	-	< 0.02	7.55	-	1	ABSENCE	ABSENCE
30	Block 50, Phase 2, Laguna Bel-Air 3	S	13-Sep	0.65	-	< 0.02	7.62	-	-	ABSENCE	ABSENCE
31	Clubhouse, Laguna Bel-Air 3	D	13-Sep	1.09	-	< 0.02	7.56	-	13	ABSENCE	ABSENCE
32	Drinking Fountain, Loma Elementary School	D	13-Sep	0.74	-	0.46	7.46	-	-	ABSENCE	ABSENCE
BRGY. MALAMIG											
33	Block 10 Lot 7	D	13-Sep	0.61	-	0.16	7.62	-	1	ABSENCE	ABSENCE
BRGY. MAMPLASAN											
34	Tank, Verdana Homes Subdivision	S	13-Sep	< 0.20	-	< 0.02	7.54	-	12	ABSENCE	ABSENCE
35	Clubhouse, Verdana Homes Subdivision	D	13-Sep	0.89	-	0.12	7.57	-	-	ABSENCE	ABSENCE
36	United Laboratories (UNILAB) Inc.	D	29-Sep	0.51	-	0.11	7.23	-	-	ABSENCE	ABSENCE
BRGY. POBLACION											
37	Brgy. Hall	S	14-Sep	0.30	-	1.98	7.48	-	-	ABSENCE	ABSENCE
BRGY. PLATERO											
38	Drinking Fountain, St. Michael School of Biñan	D	18-Sep	0.67	-	< 0.02	7.59	-	-	ABSENCE	ABSENCE
39	Sea-oil, National Road	D	18-Sep	0.66	-	< 0.02	7.01	-	-	ABSENCE	ABSENCE
BRGY. SAN ANTONIO											
40	Biñan City Hall	S	29-Sep	< 0.20	-	0.11	7.32	-	-	ABSENCE	ABSENCE
41	Alonte Stadium	D	29-Sep	1.37	-	0.11	7.29	-	-	ABSENCE	ABSENCE
42	9022 Water Pump (WP) Faraon Subdivision	S	14-Sep	1.17	< 2	< 0.02	7.35	**unobjectionable	-	ABSENCE	ABSENCE
43	Brgy. Hall, Faraon	D	14-Sep	1.16	-	< 0.02	7.52	-	-	ABSENCE	ABSENCE
44	Drinking Fountain 1, Faraon Elementary School	D	14-Sep	1.1	-	0.12	7.51	-	-	ABSENCE	ABSENCE
45	Drinking Fountain 2, Faraon Elementary School	D	14-Sep	1.2	-	0.09	7.5	-	-	ABSENCE	ABSENCE
46	Cistern Tank, Pavillion Mall	D	18-Sep	0.58	-	< 0.02	7.42	-	< 1	ABSENCE	ABSENCE
47	Chop Stop, Pavillion Mall	D	18-Sep	0.59	-	< 0.02	7.42	-	-	ABSENCE	ABSENCE
BRGY. SANTO NIÑO											
48	Jollibee National Hi-Way	D	18-Sep	0.55	-	< 0.02	7.69	-	-	ABSENCE	ABSENCE
BRGY. SAN VICENTE											
49	407 San Vicente	S	29-Sep	0.89	-	< 0.02	7.53	-	-	ABSENCE	ABSENCE
50	B8 L6, Bayabas St., Olivarez 7	D	29-Sep	0.59	-	0.33	7.13	-	-	ABSENCE	ABSENCE
51	Biñan Doctors Hospital	D	18-Sep	0.51	-	< 0.02	7.24	-	11	ABSENCE	ABSENCE
53	Drinking Fountain, San Vicente Elementary Sch.	D	29-Sep	0.49	-	0.28	7.13	-	-	ABSENCE	ABSENCE

BRGY. SANTO TOMAS											
54	Gate Entrance, Adelina Complex III Subdivision	D	18-Sep	0.55	-	0.04	7.77	-	< 1	ABSENCE	ABSENCE
55	Block 2 Lot 14, Phase 1B, Olivarez Homes South	D	18-Sep	0.42	-	< 0.02	7.26	-	< 1	ABSENCE	ABSENCE
56	5555 Block 1, Phase 4, Olivarez Homes South	S	18-Sep	0.69	-	< 0.02	7.57	-	-	ABSENCE	ABSENCE
57	Pump House, Kalibo St., South City Homes	S	18-Sep	0.68	-	0.08	7.53	-	63	ABSENCE	ABSENCE
58	Block 76 Lot 6, Tangub St., Pragmatic	D	18-Sep	0.53	-	0.15	7.45	-	-	ABSENCE	ABSENCE
59	Block 5 Lot 2, South City Homes	D	18-Sep	0.60	-	< 0.02	7.4	-	-	ABSENCE	ABSENCE
60	Deepwell 3, Phase XI, South City Homes	S	18-Sep	0.91	-	0.76	7.36	-	< 1	ABSENCE	ABSENCE
61	Tawi Tawi St., Phase 6, South City Homes	D	18-Sep	0.87	-	0.54	7.42	-	-	ABSENCE	ABSENCE
62	Pump, South Plains II Subdivision	S	18-Sep	1.70	-	< 0.02	7.44	-	4	ABSENCE	ABSENCE
64	Pump, Amsterdam St., Phase 2, Town & Country	S	21-Sep	0.28	-	0.09	-	-	-	ABSENCE	ABSENCE
65	Block 35 Lot 21, Town & Country	D	21-Sep	0.33	-	< 0.02	-	-	-	ABSENCE	ABSENCE
66	Block 2 Lot 5, Town & Country - Pennsylvania	D	21-Sep	0.57	-	< 0.02	-	-	-	ABSENCE	ABSENCE
BRGY. SORO - SORO											
67	9067 Soro-soro	S	21-Sep	0.67	-	< 0.02	-	-	-	ABSENCE	ABSENCE
68	#76 Soro-Soro	D	21-Sep	0.47	-	< 0.02	-	-	-	ABSENCE	ABSENCE
BRGY. TUBIGAN											
69	#60 Florinda Compound	D	29-Sep	0.38	-	0.26	7.41	-	-	ABSENCE	ABSENCE
BRGY. ZAPOTE											
70	Water Pump, Althea	S	18-Sep	< 0.20	-	0.25	7.57	-	< 1	ABSENCE	ABSENCE
71	Block 6 Lot 4, Althea	D	18-Sep	< 0.20	-	< 0.02	7.52	-	-	ABSENCE	ABSENCE
TOTAL SAMPLES ANALYZED		71	PNSDW LIMIT	0.30 - 1.50	10 (max)	5 (max)	6.5 - 8.5	unobjectionable	<500	ABSENCE	ABSENCE


REMARKS: Samples analyzed as submitted

LEGEND: ACU - Apparent Color Unit, NTU - Nephelometric Turbidity Unit, HPC - Heterotrophic Plate Count, ***-onsite testing, * - unobjectionable - slightly chlorinous, ** - unobjectionable - chlorinous, S - Source, D - Distribution

DETECTION LIMIT: Residual Chlorine = 0.20 mg/L, Color = 2 ACU, Turbidity = 0.02 NTU

METHODS USED: ¹DPD Colorimetric, ²Visual Comparison-Platinum/Cobalt, ³Nephelometric, ⁴Electrometric, ⁵Sensory, ⁶Pour Plate, ⁷Enzyme Substrate (Colilert®-18)

CERTIFIED CORRECT:


JOVEN M. MARAVILLA
 Analytical Laboratory Head
 PRC License No. 0012740

NOTED BY:


CYRIL A. ERICA
 Laboratory Services Manager
 PRC License No. 0054161

LAGUNA AAAWATER CORPORATION
OPERATIONS DEPARTMENT
LABORATORY SERVICES
SAMPLES FROM SOURCE AND CONSUMER'S TAPS - PROVINCE OF LAGUNA

CITY/MUNICIPALITY	: SANTA ROSA	MONTH	SEPTEMBER	YEAR	: 2017
DOH ACCREDITATION NO	: 04A-010-16-LW-2	VALIDITY	: December 31, 2018	DOCUMENT NO	: 17WQM-09-STR

NO	SAMPLE LOCATION			DATE COLLECTED	PHYSICAL/CHEMICAL QUALITY					MICROBIOLOGICAL QUALITY		
	ADDRESS	TYPE	***Res. Chlorine ¹ mg/L		Color ² ACU	Turbidity ³ NTU	pH ⁴	Taste/Odor ⁵	HPC ⁶ CFU/mL	Coliforms/100 mL ⁷		
										TOTAL	<i>Escherichia coli</i>	
BRGY. BALIBAGO												
1	#1354 Facundo Compound	D	26-Sep	0.53	-	0.08	7.45	-	-	ABSENCE	ABSENCE	
2	5555 Water Pump Elevated, South Hampton	S	4-Sep	0.80	< 2	0.70	7.70	*unobjectionable	-	ABSENCE	ABSENCE	
3	Clubhouse, South Hampton	D	4-Sep	0.67	-	< 0.02	7.68	-	< 1	ABSENCE	ABSENCE	
4	Block 5 Lot 19, JB Village, Sta. Rosa Tagaytay Road	D	25-Sep	0.21	-	< 0.02	7.74	-	< 1	ABSENCE	ABSENCE	
5	Cistern Tank, Waltermart Sta. Rosa	D	25-Sep	< 0.20	-	0.03	7.64	-	63	ABSENCE	ABSENCE	
6	2nd Floor Faucet, Waltermart Sta. Rosa	D	25-Sep	< 0.20	-	0.46	7.52	-	-	ABSENCE	ABSENCE	
BRGY. CAINGIN												
7	Block 57, Phase 1, Southville	S	5-Sep	0.93	-	0.02	7.89	-	< 1	ABSENCE	ABSENCE	
8	Block 52 Lot 23, Phase 1, Southville	D	5-Sep	0.58	-	0.09	7.70	-	-	ABSENCE	ABSENCE	
9	Phase 8 & 9, Southville	S	26-Sep	1.31	-	0.37	7.33	-	31	ABSENCE	ABSENCE	
10	Block 2 Lot 29 Phase 9, Southville	D	26-Sep	1.91	-	0.02	7.38	-	-	ABSENCE	ABSENCE	
11	Block 1 Lot 34, Phase 5, Southville	S	5-Sep	< 0.20	-	0.24	7.67	-	< 1	ABSENCE	ABSENCE	
12	Block 25 Lot 8, Phase 3, Southville	D	5-Sep	< 0.20	-	0.14	7.71	-	-	ABSENCE	ABSENCE	
13	Caingin Elementary School	D	5-Sep	0.31	-	< 0.02	7.22	-	-	ABSENCE	ABSENCE	
BRGY. DILA												
14	Phase 3E, Mabuhay Homes 2000	S	19-Sep	2.03	-	< 0.02	7.46	-	-	ABSENCE	ABSENCE	
15	Block 2 Lot 10, Mabuhay Homes 2000	D	19-Sep	2.14	-	< 0.02	7.32	-	-	ABSENCE	ABSENCE	
16	Block 12, Phase 2E, Mabuhay Homes 2000	S	19-Sep	0.29	-	< 0.02	7.57	-	-	ABSENCE	ABSENCE	
17	Block 13 Lot 5, Phase 2E, Mabuhay Homes 2000	D	19-Sep	< 0.20	-	< 0.02	7.47	-	-	ABSENCE	ABSENCE	
18	Drinking Fountain, Dila Elementary School	D	19-Sep	0.51	-	< 0.02	7.53	-	-	ABSENCE	ABSENCE	
BRGY. DITA												
19	Block 24 Lot 2, New Santa Rosa Homes	S	19-Sep	< 0.20	-	1.07	7.72	-	-	ABSENCE	ABSENCE	
20	Block 19 Lot 11, New Santa Rosa Homes	D	19-Sep	< 0.20	-	0.74	7.73	-	-	ABSENCE	ABSENCE	
21	Block 4 Lot 32, San Lorenzo Royale	S	6-Sep	< 0.20	< 2	2.75	7.61	*unobjectionable	-	ABSENCE	ABSENCE	
22	Block 11 Lot 52, San Lorenzo Royale	D	6-Sep	< 0.20	-	1.86	7.54	-	-	ABSENCE	ABSENCE	
23	Water Tank, SolCar Ville Subdivision	S	19-Sep	0.89	-	< 0.02	7.68	-	-	ABSENCE	ABSENCE	
24	Block 3 Lot 7, SolCar Ville Subdivision	D	19-Sep	0.88	-	< 0.02	7.52	-	< 1	ABSENCE	ABSENCE	

25	Alabaster St., Villa Esmeralda	D	4-Sep	0.72	-	< 0.02	7.73	-	< 1	ABSENCE	ABSENCE
26	#1780 National Road	D	19-Sep	0.57	-	< 0.02	7.83	-	-	ABSENCE	ABSENCE
27	R & B Ice Plant, Inc.	D	26-Sep	0.49	-	< 0.02	7.79	-	-	ABSENCE	ABSENCE
28	Block 7 Lot 62, Phase 3, Laguna Bel-Air	S	4-Sep	1.02	-	0.2	7.72	-	-	ABSENCE	ABSENCE
29	Science HighSchool, Phase 1, Laguna Bel-Air	D	4-Sep	0.88	-	0.02	7.53	-	30	ABSENCE	ABSENCE
30	Block 34 Lot 14, Phase 1, Laguna Bel-Air	S	4-Sep	1.34	-	0.16	7.71	-	-	ABSENCE	ABSENCE
31	Block 34 Lot 59, Phase 1, Laguna Bel-Air	D	4-Sep	1.37	-	0.06	7.65	-	< 1	ABSENCE	ABSENCE
32	Clubhouse, Block 62, Laguna Bel-Air	D	4-Sep	0.81	-	, 0.02	7.47	-	-	ABSENCE	ABSENCE
33	Water Pump, Block 71, Phase 4, Laguna Bel-Air	S	4-Sep	0.85	-	< 0.02	7.64	-	-	ABSENCE	ABSENCE
34	Block 71 Lot 4, Phase 2, Laguna Bel-Air	D	4-Sep	0.76	-	< 0.02	7.46	-	< 1	ABSENCE	ABSENCE
35	Block 108, Phase 5, Laguna Bel-Air	S	4-Sep	< 0.20	-	< 0.02	7.85	-	-	ABSENCE	ABSENCE
36	Church, Block 108, Phase 5, Laguna Bel-Air	D	25-Sep	0.47	-	0.04	7.51	-	93	ABSENCE	ABSENCE
37	1NR Block 43, Laguna Bel-Air IV	S	4-Sep	0.66	-	0.08	7.60	-	-	ABSENCE	ABSENCE
38	Block 47 Lot 12 Laguna Bel-Air IV	D	4-Sep	0.66	-	< 0.02	7.50	-	< 1	ABSENCE	ABSENCE
39	8001, Pump 1, Acacia St., Santa Rosa Village I	S	29-Sep	< 0.20	-	0.04	7.31	-	-	ABSENCE	ABSENCE
40	Clubhouse. Phase 4B, Santa Rosa Village I	D	29-Sep	< 0.20	-	0.14	7.00	-	-	ABSENCE	ABSENCE
41	Pump 9 & 10, Rembrandt St., Santa Rosa Estates I	S	29-Sep	0.37	-	< 0.02	7.33	-	-	ABSENCE	ABSENCE
42	Clubhouse, Santa Rosa Village II	D	29-Sep	0.36	-	0.06	7.17	-	-	ABSENCE	ABSENCE
43	Clubhouse, Santa Rosa Estates I	D	29-Sep	0.42	-	0.13	7.15	-	-	ABSENCE	ABSENCE
44	Reservoir, Hacienda Sta. Elena	D	26-Sep	0.47	-	< 0.02	7.86	-	33	ABSENCE	ABSENCE
BRGY. KANLURAN											
45	#621 Rizal Boulevard	D	5-Sep	< 0.20	-	< 0.02	7.75	-	2	ABSENCE	ABSENCE
46	Block 18 Lot 2, Alfonso Homes I	D	5-Sep	< 0.20	-	< 0.02	7.82	-	-	ABSENCE	ABSENCE
BRGY. MACABLING											
47	Deepwell, Buena Rosa 9 Subdivision	S	19-Sep	< 0.20	< 2	< 0.02	7.46	*unobjectionable	< 1	ABSENCE	ABSENCE
48	Block 11 Lot 9, Phase 2, Buena Rosa 9 Subdivision	D	19-Sep	< 0.20	-	< 0.02	7.48	-	< 1	ABSENCE	ABSENCE
49	Deepwell, Corinthian Subdivision	S	19-Sep	0.35	< 2	< 0.02	7.50	*unobjectionable	-	ABSENCE	ABSENCE
50	Block 11 Lot 19, Corinthian Subdivision	D	19-Sep	0.27	-	< 0.02	7.48	-	24	ABSENCE	ABSENCE
51	Deepwell, Rosemont Subdivision	S	19-Sep	2.32	< 2	1.23	7.57	*unobjectionable	< 1	ABSENCE	ABSENCE
52	Block 3 Lot 22, Rosemont Subdivision	D	19-Sep	2.13	-	< 0.02	7.62	-	-	ABSENCE	ABSENCE
53	Water Pump, Metrogate	S	19-Sep	0.68	< 2	< 0.02	7.60	*unobjectionable	< 1	ABSENCE	ABSENCE
54	Clubhouse, Metrogate	D	19-Sep	0.71	-	< 0.02	7.56	-	-	ABSENCE	ABSENCE
BRGY. MALITLIT											
55	Water Pump, Casan Residencia Subdivision	S	19-Sep	0.60	-	0.04	7.65	-	6	ABSENCE	ABSENCE
56	Block 1 Lot 1, Casan Residencia Subdivision	D	19-Sep	0.48	-	0.23	7.68	-	-	ABSENCE	ABSENCE
57	Block 3 Lot 1, Phase 1A Annex, San Lorenzo Subd.	S	6-Sep	0.70	< 2	0.93	7.87	*unobjectionable	-	ABSENCE	ABSENCE
58	Block 5 Lot 25, Phase 1A Annex, San Lorenzo Subd.	D	6-Sep	0.83	-	0.32	7.55	-	-	ABSENCE	ABSENCE
59	Main Road, Phase 2, Terra Fortuna	S	4-Sep	< 0.20	< 2	0.24	7.70	*unobjectionable	22	ABSENCE	ABSENCE
60	Clubhouse Pantry, Terra Fortuna	D	4-Sep	< 0.20	-	0.39	7.79	-	-	ABSENCE	ABSENCE
61	9999 W, Villa Las Casas	S	6-Sep	< 0.20	< 2	1.41	7.42	*unobjectionable	-	ABSENCE	ABSENCE

62	Block 1 Lot 17, Villa Las Casas	D	6-Sep	< 0.20	-	0.33	7.51	-	-	ABSENCE	ABSENCE
63	Malitlit Elementary School	D	19-Sep	0.52	-	0.66	7.59	-	-	ABSENCE	ABSENCE
BRGY. MALUSAK											
64	Drinking Fountain 1, Central 1 Elementary Sch.	D	5-Sep	0.74	-	< 0.02	7.65	-	-	ABSENCE	ABSENCE
65	Drinking Fountain 2, Central 1 Elementary Sch.	D	5-Sep	0.76	-	0.10	7.72	-	< 1	ABSENCE	ABSENCE
66	Drinking Fountain 3, Central 1 Elementary Sch.	D	5-Sep	0.76	-	0.06	7.83	-	-	ABSENCE	ABSENCE
BRGY. MARKET AREA											
67	Source, Market Area	S	5-Sep	0.89	< 2	< 0.02	7.87	*unobjectionable	-	ABSENCE	ABSENCE
68	Block 9 Lot 2, Terry Town West	D	5-Sep	0.78	-	< 0.02	7.85	-	< 1	ABSENCE	ABSENCE
BRGY. POOC											
69	Deepwell, Alinsod	S	26-Sep	0.85	-	0.04	7.52	-	-	ABSENCE	ABSENCE
70	Tank, Villa Mercedes	S	4-Sep	< 0.20	< 2	3.08	7.83	*unobjectionable	48	ABSENCE	ABSENCE
71	Block 6 Lot 5, Villa Mercedes	D	4-Sep	< 0.20	-	3.30	7.69	-	< 1	ABSENCE	ABSENCE
BRGY. PULONG SANTA CRUZ											
72	Water Pump, Pulong Sta. Cruz	S	4-Sep	< 0.20	< 2	< 0.02	7.60	*unobjectionable	-	ABSENCE	ABSENCE
73	Drinking Fountain, Pulong Sta. Cruz Elementary Sch.	D	4-Sep	1.15	-	< 0.02	7.73	-	-	ABSENCE	ABSENCE
74	Wash Area, Pulong Sta. Cruz Elementary Sch.	D	6-Sep	0.44	-	0.06	7.72	-	-	ABSENCE	ABSENCE
75	Block 7 Lot 4, Buklod Diwa	D	26-Sep	0.60	-	< 0.02	8.00	-	< 1	ABSENCE	ABSENCE
BRGY. SINALHAN											
76	Block 6 Lot 10, Bayshore II	D	5-Sep	0.77	-	< 0.02	7.98	-	-	ABSENCE	ABSENCE
77	Block 5 Lot 7, Bayshore I	S	5-Sep	0.69	-	< 0.02	7.87	-	7	ABSENCE	ABSENCE
78	4026, Sinalhan Road, Purok 2	S	5-Sep	0.82	-	< 0.02	7.92	-	1	ABSENCE	ABSENCE
79	Amoranto Compound, Phase 2, Sinalhan	D	5-Sep	0.81	-	< 0.02	7.84	-	-	ABSENCE	ABSENCE
BRGY. SANTO DOMINGO											
80	Clubhouse Santa Rosa Estates II	D	29-Sep	0.37	-	0.06	7.34	-	-	ABSENCE	ABSENCE
BRGY. TAGAPO											
81	Water Pump, Fairfield of Margana Subdivision	S	25-Sep	< 0.20	-	< 0.02	7.35	-	-	ABSENCE	ABSENCE
82	Block 1 Lot 18, Fairfield of Margana Subdivision	D	25-Sep	< 0.20	-	< 0.02	7.34	-	1	ABSENCE	ABSENCE
83	Water Pump, Rosewood Homes I	S	25-Sep	0.89	-	0.16	7.62	-	-	ABSENCE	ABSENCE
84	Block 3 Lot 31, Rosewood Homes I	D	25-Sep	0.36	-	< 0.02	7.50	-	< 1	ABSENCE	ABSENCE
85	Block 4 Lot 1, Rosewood Homes II	D	25-Sep	0.81	-	0.03	7.55	-	-	ABSENCE	ABSENCE
86	#31 JP Rizal Boulevard	D	25-Sep	0.74	-	0.11	7.61	-	< 1	ABSENCE	ABSENCE
87	Water Pump, Buena Rosa 1 Subdivision	S	19-Sep	0.34	-	0.05	7.42	-	8	ABSENCE	ABSENCE
88	Clubhouse, Buena Rosa 1 Subdivision	D	19-Sep	< 0.20	-	0.06	7.62	-	-	ABSENCE	ABSENCE
89	Block 1 Lot 65, Buena Rosa 10 Subdivision	D	25-Sep	0.72	-	0.15	7.68	-	-	ABSENCE	ABSENCE
90	Cistern Tank, SM Sta. Rosa	D	25-Sep	0.20	-	0.21	7.58	-	-	ABSENCE	ABSENCE
91	Crepes Delicious, SM Sta. Rosa	D	25-Sep	0.58	-	< 0.02	7.77	-	< 1	ABSENCE	ABSENCE
92	Cistern Tank, Robinson's Mall	D	25-Sep	< 0.20	-	0.40	7.87	-	-	ABSENCE	ABSENCE
93	Chummie Shawarma, Robinson's Mall	D	25-Sep	< 0.20	-	0.26	7.99	-	3	ABSENCE	ABSENCE
TOTAL SAMPLES ANALYZED		93	PNSDW LIMIT	0.30 - 1.50	10 (max)	5 (max)	6.5 - 8.5	unobjectionable	<500	ABSENCE	ABSENCE

REMARKS: Samples analyzed as submitted

LEGEND: ACU - Apparent Color Unit, NTU -Nephelometric Turbidity Unit, HPC - Heterotrophic Plate Count, ***-onsite testing, * - unobjectionable - slightly chlorinous, ** - unobjectionable - chlorinous, S - Source, D - Distribution

DETECTION LIMIT: Residual Chlorine = 0.20 mg/L, Color = 2 ACU, Turbidity = 0.02 NTU

METHODS USED: ¹DPD Colorimetric, ²Visual Comparison-Platinum/Cobalt, ³Nephelometric, ⁴Electrometric, ⁵Sensory, ⁶Pour Plate, ⁷Enzyme Substrate (Colilert®-18)

CERTIFIED CORRECT:



JOVEN M. MARAVILLA
Analytical Laboratory Head
PRC License No. 0012740

NOTED BY:



CYRIA A. ERICA
Laboratory Services Manager
PRC License No. 0054161

LAGUNA AAAWATER CORPORATION
OPERATIONS DEPARTMENT
LABORATORY SERVICES
SAMPLES FROM SOURCE AND CONSUMER'S TAPS - PROVINCE OF LAGUNA

CITY/MUNICIPALITY : CABUYAO	MONTH : SEPTEMBER	YEAR : 2017
DOH ACCREDITATION NO : 04A-010-16-LW-2	VALIDITY : December 31, 2018	DOCUMENT NO : 17WQM-09-CAB

SAMPLE LOCATION			DATE COLLECTED	PHYSICAL/CHEMICAL QUALITY					MICROBIOLOGICAL QUALITY		
NO	ADDRESS	TYPE		***Res. Chlorine ¹ mg/L	Color ² ACU	Turbidity ³ NTU	pH ⁴	Taste/Odor ⁵	HPC ⁶ CFU/mL	Coliforms/100 mL ⁷ TOTAL	Escherichia coli
BRGY. BANAY-BANAY											
1	Water Pump, Block 63, Lakeside Nest Subdivision	S	26-Sep	0.67	< 2	< 0.02	7.65	**unobjectionable	-	ABSENCE	ABSENCE
2	Block 12, Lot 5, Phase 4, Lakeside Nest Subdivision	D	26-Sep	0.53	-	< 0.02	7.61	-	< 1	ABSENCE	ABSENCE
BRGY. BANLIC											
3	Water Pump, Gran Seville Subdivision	S	26-Sep	0.20	-	< 0.02	7.69	-	-	ABSENCE	ABSENCE
4	Gate Entrance, Gran Seville Subdivision	D	26-Sep	< 0.20	-	0.02	7.66	-	< 1	ABSENCE	ABSENCE
BRGY. BIGAA											
5	#253 Elsol Subdivision	D	28-Sep	0.44	-	< 0.02	7.67	-	-	ABSENCE	ABSENCE
BRGY. GULOD											
6	Block 12, Noah St., Celestine Ville	S	11-Sep	1.78	< 2	0.02	7.87	**unobjectionable	-	ABSENCE	ABSENCE
7	Guardhouse, Celestine Ville	D	11-Sep	1.58	-	0.02	7.72	-	33	ABSENCE	ABSENCE
BRGY. MAMATID											
8	Tank, Buena Rosario Subdivision	S	11-Sep	0.26	-	0.36	7.83	-	-	ABSENCE	ABSENCE
9	Block 7 Lot 6, Buena Rosario Subdivision	D	11-Sep	0.21	-	0.46	7.89	-	1	ABSENCE	ABSENCE
10	Block 101 Samar st., Phase 2, Mabuhay City	S	11-Sep	0.41	-	0.51	7.87	-	-	ABSENCE	ABSENCE
11	Block 95 Lot 57, Guimaras St., Phase 1, Mabuhay City	D	11-Sep	0.42	-	0.03	7.90	-	4	ABSENCE	ABSENCE
12	Block 141, Carmona St., Phase 2, Mabuhay City	S	11-Sep	0.45	-	0.65	7.87	-	-	ABSENCE	ABSENCE
13	Block 134 Lot 22, Phase 2, Mabuhay City	D	26-Sep	0.43	-	< 0.02	7.78	-	17	ABSENCE	ABSENCE
14	Block 198, Galacia St., Phase 2, Mabuhay City	S	26-Sep	0.21	-	0.04	7.75	-	-	ABSENCE	ABSENCE
15	Block 222 Lot 20, Mabuhay Ave, Phase 2, Mabuhay	D	11-Sep	< 0.20	-	0.94	7.87	-	1	ABSENCE	ABSENCE
16	Panganig St., Phase 3 Cluster, Mabuhay City	S	11-Sep	0.53	< 2	0.09	7.57	*unobjectionable	-	ABSENCE	ABSENCE
17	Block 1 Lot 17, Dizon St., Phase 3 Cluster, Mabuhay	D	11-Sep	0.60	-	0.15	7.61	-	3	ABSENCE	ABSENCE
18	Block 22 Lot 70, Phase 3 Luxury, Mabuhay City	S	11-Sep	0.63	< 2	0.12	7.69	*unobjectionable	-	ABSENCE	ABSENCE
19	Block 19 Lot 13, Malang St., Phase 3 Luxury,	D	11-Sep	0.54	-	0.13	7.69	-	< 1	ABSENCE	ABSENCE
20	Joshua St., Phase 5, Mabuhay City	S	11-Sep	< 0.20	-	0.03	7.57	-	-	ABSENCE	ABSENCE
21	Block 31 Lot 134, Joshua St., Phase 5, Mabuhay City	D	11-Sep	< 0.20	-	0.10	7.61	-	5	ABSENCE	ABSENCE

22	Source, Phase 1E Mabuhay Executive	S	11-Sep	0.61	< 2	0.05	7.93	*unobjectionable	-	ABSENCE	ABSENCE
23	Block 236 Lot 9, Phase 1E Mabuhay Executive	D	11-Sep	0.39	-	0.56	7.89	-	< 1	ABSENCE	ABSENCE
BRGY. MARINIG											
24	Block 3 Lot 17, Phase 1, Celestine Homes	S	28-Sep	0.72	< 2	< 0.02	7.89	**unobjectionable	-	ABSENCE	ABSENCE
25	Block 23, Lot 10, Phase 1, Celestine Homes	D	28-Sep	0.70	-	< 0.02	7.75	-	-	ABSENCE	ABSENCE
26	Block 9, Carnation St., Phase 2, Celestine Homes	S	28-Sep	1.18	< 2	< 0.02	7.82	**unobjectionable	-	ABSENCE	ABSENCE
27	Block 13 Lot 2, Phase 2, Celestine Homes	D	28-Sep	1.04	-	< 0.02	7.71	-	-	ABSENCE	ABSENCE
28	Block 25, Phase 3, Southville	S	28-Sep	0.53	< 2	0.17	7.53	**unobjectionable	-	ABSENCE	ABSENCE
29	Block 19 Lot 33, Phase 3, Southville	D	28-Sep	0.55	-	0.05	7.51	-	-	ABSENCE	ABSENCE
BRGY. NIUGAN											
30	Block 2 Lot 6, St. Francis Homes 6	D	26-Sep	0.66	-	0.14	7.64	-	-	ABSENCE	ABSENCE
31	Block 45, Phase 8, Southville	S	28-Sep	0.47	< 2	< 0.02	7.79	**unobjectionable	-	ABSENCE	ABSENCE
32	Block 40 Lot 132, Southville	D	28-Sep	0.56	-	< 0.02	7.75	-	-	ABSENCE	ABSENCE
33	Block 54, Phase 10, Southville	S	26-Sep	< 0.20	< 2	< 0.02	7.53	*unobjectionable	-	ABSENCE	ABSENCE
34	Block 47 Lot 101, Phase 10, Southville	D	26-Sep	< 0.20	-	< 0.02	7.37	-	1	ABSENCE	ABSENCE
BRGY. PULO											
35	Water Pump, Block 12 Lot 22, Cabuyao Central	S	26-Sep	< 0.20	-	0.05	7.70	-	-	ABSENCE	ABSENCE
36	Clubhouse, Narra Avenue, Cabuyao Central	D	26-Sep	< 0.20	-	0.25	7.68	-	< 1	ABSENCE	ABSENCE
37	Water Pump, Block 11, Willow Park Homes	S	26-Sep	0.2	< 2	0.17	7.51	**unobjectionable	-	ABSENCE	ABSENCE
38	Clubhouse, Willow Park Homes	D	26-Sep	0.22	-	0.45	7.43	-	6	ABSENCE	ABSENCE
BRGY. SALA											
39	Gate Entrance, Main St., Multiland III	D	28-Sep	0.50	-	0.14	7.62	-	-	ABSENCE	ABSENCE
BRGY. SAN ISIDRO											
40	Source, Multiland IV	S	11-Sep	< 0.20	-	0.47	6.83	-	-	ABSENCE	ABSENCE
41	Block 3 Lot 33, Multiland IV	D	11-Sep	< 0.20	-	0.63	7.28	-	< 1	ABSENCE	ABSENCE
42	Water Pump, San Isidro Heights Subdivision	S	11-Sep	0.54	-	0.44	7.50	-	-	ABSENCE	ABSENCE
43	Block 3 Lot 1, San Isidro Heights Subdivision	D	11-Sep	0.35	-	0.33	7.57	-	< 1	ABSENCE	ABSENCE
TOTAL SAMPLES ANALYZED		43	PNSDW LIMIT	0.30 - 1.50	10 (max)	5 (max)	6.5 - 8.5	unobjectionable	<500	ABSENCE	ABSENCE

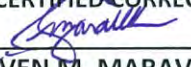
REMARKS: Samples analyzed as submitted

LEGEND: ACU - Apparent Color Unit, NTU - Nephelometric Turbidity Unit, HPC - Heterotrophic Plate Count, ***-onsite testing, * - unobjectionable - slightly chlorinous, ** - unobjectionable - chlorinous, S - Source, D - Distribution


DETECTION LIMIT: Residual Chlorine = 0.20 mg/L, Color = 2 ACU, Turbidity = 0.02 NTU

METHODS USED: ¹DPD Colorimetric, ²Visual Comparison-Platinum/Cobalt, ³Nephelometric, ⁴Electrometric, ⁵Sensory, ⁶Pour Plate, ⁷Enzyme Substrate (Colilert®-18)

CERTIFIED-CORRECT:


JOVEN M. MARAVILLA
Analytical Laboratory Head
PRC License No. 0012740

NOTED BY:


CYRIKA A. ERICA
Laboratory Services Manager
PRC License No. 0054161

Page 2 of 2

This report may not be reproduced in part or in full and may not be used for advertisement or litigation purposes without permission from Laguna AAWater Corporation. This report is certified to have passed the Laguna AAWater Corporation Quality Control procedures for reporting results of analysis.

Laguna AAWater Corporation | G/F One Evotech Bldg., Nuvali, Sta. Rosa City, Laguna | +63 49 544-4386 • +63 2 519-4429 | www.lagunawater.com.ph



LAGUNA AAAWATER CORPORATION
OPERATIONS DEPARTMENT
LABORATORY SERVICES

SAMPLES FROM SOURCE AND CONSUMER'S TAPS - PROVINCE OF LAGUNA

CITY/MUNICIPALITY : CALAMBA	MONTH : SEPTEMBER	YEAR : 2017
DOH ACCREDITATION NO : 04A-010-16-LW-2	VALIDITY : December 31, 2018	DOCUMENT NO : 17WQM-09-CAL

SAMPLE LOCATION			DATE COLLECTED	PHYSICAL/CHEMICAL QUALITY					MICROBIOLOGICAL QUALITY		
NO	ADDRESS	TYPE		***Res. Chlorine ¹ mg/L	Color ² ACU	Turbidity ³ NTU	pH ⁴	Taste/Odor ⁵	HPC ⁶ CFU/mL	Coliforms/100 mL ⁷	
										TOTAL	<i>Escherichia coli</i>
BRGY. BARANDAL											
1	Deepwell 1, Amaia Scapes Calamba	S	26-Sep	0.59	-	< 0.02	7.71	-	-	ABSENCE	ABSENCE
2	Block 1 Lot 2, Amaia Scapes Calamba	D	26-Sep	0.55	-	< 0.02	7.57	-	-	ABSENCE	ABSENCE
3	Deepwell 2, Amaia Scapes Calamba	S	26-Sep	0.40	-	< 0.02	7.49	-	13	ABSENCE	ABSENCE
4	Block 39 Lot 5, Amaia Scapes Calamba	D	26-Sep	0.43	-	0.17	7.52	-	< 1	ABSENCE	ABSENCE
BRGY. PUTING LUPA											
5	Phase 1, Greenfields	D	26-Sep	0.31	-	< 0.02	7.67	-	-	ABSENCE	ABSENCE
6	Block 11, Kanlaon St., Greenfields	D	26-Sep	0.26	-	< 0.02	7.46	-	< 2	ABSENCE	ABSENCE
7	Clubhouse, Greenfields	D	26-Sep	0.29	-	0.05	7.52	-	-	ABSENCE	ABSENCE
TOTAL SAMPLES ANALYZED		7	PNSDW LIMIT	0.30 - 1.50	10 (max)	5 (max)	6.5 - 8.5	unobjectionable	<500	ABSENCE	ABSENCE


REMARKS: Samples analyzed as submitted

LEGEND: ACU - Apparent Color Unit, NTU -Nephelometric Turbidity Unit, HPC - Heterotrophic Plate Count, ***-onsite testing, * - unobjectionable - slightly chlorinous, ** - unobjectionable - chlorinous, S - Source, D - Distribution

DETECTION LIMIT: Residual Chlorine = 0.20 mg/L, Color = 2 ACU, Turbidity = 0.02 NTU


METHODS USED: ¹DPD Colorimetric, ²Visual Comparison-Platinum/Cobalt, ³Nephelometric, ⁴Electrometric, ⁵Sensory, ⁶Pour Plate, ⁷Enzyme Substrate (Colilert®-18)

CERTIFIED CORRECT:



JOVEN M. MARAVILLA
 Analytical Laboratory Head
 PRC License No. 0012740

NOTED BY:



CYRIL A. ERICA
 Laboratory Services Manager
 PRC License No. 0054161

LAGUNA AAAWATER CORPORATION
OPERATIONS DEPARTMENT
LABORATORY SERVICES
SAMPLES FROM SOURCE AND CONSUMER'S TAPS - PROVINCE OF LAGUNA

CITY/MUNICIPALITY : ALAMINOS	MONTH : SEPTEMBER	YEAR : 2017
DOH ACCREDIATION NO : 04A-010-16-LW-2	VALIDITY : December 31, 2018	DOCUMENT NO : 17WQM-09-ALA

SAMPLE LOCATION			DATE COLLECTED	PHYSICAL/CHEMICAL QUALITY					MICROBIOLOGICAL QUALITY		
NO	ADDRESS	TYPE		***Res. Chlorine ¹ mg/L	Color ² ACU	Turbidity ³ NTU	pH ⁴	Taste/Odor ⁵	HPC ⁶ CFU/mL	Coliforms/100 mL ⁷ TOTAL	Escherichia coli
BRGY. SAN ANDRES											
1	Water Tank, Bellavita Homes	S	20-Sep	0.56	< 2	< 0.02	6.56	*unobjectionable	-	ABSENCE	ABSENCE
2	CLubhouse, BellaVita Homes	D	20-Sep	0.52	-	< 0.02	6.73	-	-	ABSENCE	ABSENCE
TOTAL SAMPLES ANALYZED		2	PNSDW LIMIT	0.30 - 1.50	10 (max)	5 (max)	6.5 - 8.5	unobjectionable	<500	ABSENCE	ABSENCE


REMARKS: Samples analyzed as submitted

LEGEND: ACU - Apparent Color Unit, NTU -Nephelometric Turbidity Unit, HPC - Heterotrophic Plate Count, ***-onsite testing, * - unobjectionable - slightly chlorinous, ** - unobjectionable - chlorinous, S - Source, D - Distribution

DETECTION LIMIT: Residual Chlorine = 0.20 mg/L, Color = 2 ACU, Turbidity = 0.02 NTU.

METHODS USED: ¹DPD Colorimetric, ²Visual Comparison-Platinum/Cobalt, ³Nephelometric, ⁴Electrometric, ⁵Sensory, ⁶Pour Plate, ⁷Enzyme Substrate (Colilert®-18)

CERTIFIED CORRECT:



JOVEN M. MARAVILLA
 Analytical Laboratory Head
 PRC License No. 0012740

NOTED BY:



CYRILA A. ERICA
 Laboratory Services Manager
 PRC License No. 0054161



LAGUNA AAAWATER CORPORATION
 OPERATIONS DEPARTMENT
 LABORATORY SERVICES
SAMPLES FROM SOURCE AND CONSUMER'S TAPS - PROVINCE OF LAGUNA

CITY/MUNICIPALITY : SANTA CRUZ	MONTH : SEPTEMBER	YEAR : 2017
DOH ACCREDIATION NO : 04A-010-16-LW-2	VALIDITY : December 31, 2018	DOCUMENT NO : 17WQM-09-STC

SAMPLE LOCATION			DATE COLLECTED	PHYSICAL/CHEMICAL QUALITY					MICROBIOLOGICAL QUALITY		
NO	ADDRESS	TYPE		***Res. Chlorine ¹ mg/L	Color ² ACU	Turbidity ³ NTU	pH ⁴	Taste/Odor ⁵	HPC ⁶ CFU/mL	Coliforms/100 mL ⁷ TOTAL	Escherichia coli
BRGY. BUBUKAL											
1	Source after Filter, Laguna Sports Complex	S	21-Sep	0.43	< 2	0.25	7.68	**unobjectionable	-	ABSENCE	ABSENCE
2	Canteen No. 4 in front of Laguna University	D	20-Sep	< 0.20	-	1.00	-	-	-	ABSENCE	ABSENCE
3	Provincial Capitol	S	21-Sep	0.87	-	0.05	7.31	-	-	ABSENCE	ABSENCE
4	Pantry, Provincial Capitol	D	21-Sep	0.23	-	0.82	7.41	-	-	ABSENCE	ABSENCE
TOTAL SAMPLES ANALYZED			4	PNSDW LIMIT 0.30 - 1.50	10 (max)	5 (max)	6.5 - 8.5	unobjectionable	<500	ABSENCE	ABSENCE

REMARKS: Samples analyzed as submitted

LEGEND: ACU - Apparent Color Unit, NTU -Nephelometric Turbidity Unit, HPC - Heterotrophic Plate Count, ***-onsite testing, * - unobjectionable - slightly chlorinous, ** - unobjectionable - chlorinous, S - Source, D - Distribution

DETECTION LIMIT: Residual Chlorine = 0.20 mg/L, Color = 2 ACU, Turbidity = 0.02 NTU

METHODS USED: ¹DPD Colorimetric, ²Visual Comparison-Platinum/Cobalt, ³Nephelometric, ⁴Electrometric, ⁵Sensory, ⁶Pour Plate, ⁷Enzyme Substrate (Collert®-18)

CERTIFIED CORRECT:

JOVEN M. MARAVILLA
 Analytical Laboratory Head
 PRC License No. 0012740

NOTED BY:

CYRIL A. ERICA
 Laboratory Services Manager
 PRC License No. 0054161

LAGUNA AAAWATER CORPORATION
OPERATIONS DEPARTMENT
LABORATORY SERVICES
SAMPLES FROM SOURCE AND CONSUMER'S TAPS - PROVINCE OF LAGUNA

CITY/MUNICIPALITY : PAGSANJAN	MONTH : SEPTEMBER	YEAR : 2017
DOH ACCREDIATION NO : 04A-010-16-LW-2	VALIDITY : December 31, 2018	DOCUMENT NO : 17WQM-09-PAG

SAMPLE LOCATION			DATE COLLECTED	PHYSICAL/CHEMICAL QUALITY					MICROBIOLOGICAL QUALITY		
NO	ADDRESS	TYPE		***Res. Chlorine ¹	Color ²	Turbidity ³	pH ⁴	Taste/Odor ⁵	HPC ⁶	Coliforms/100 mL ⁷	
			mg/L	ACU	NTU			CFU/mL	TOTAL	<i>Escherichia coli</i>	
BRGY. SABANG											
1	Purok 6, Moresco Ville 2	S	20-Sep	0.26	< 2	0.45	7.17	*unobjectionable	-	ABSENCE	ABSENCE
2	Reservoir, Moresco Ville 2	S	20-Sep	< 0.20	-	0.15	7.40	-	-	ABSENCE	ABSENCE
TOTAL SAMPLES ANALYZED		2	PNSDW LIMIT	0.30 - 1.50	10 (max)	5 (max)	6.5 - 8.5	unobjectionable	<500	ABSENCE	ABSENCE


REMARKS: Samples analyzed as submitted

LEGEND: ACU - Apparent Color Unit, NTU -Nephelometric Turbidity Unit, HPC - Heterotrophic Plate Count, ***-onsite testing, * - unobjectionable - slightly chlorinous, ** - unobjectionable - chlorinous, S - Source, D - Distribution

DETECTION LIMIT: Residual Chlorine = 0.20 mg/L, Color = 2 ACU, Turbidity = 0.02 NTU

METHODS USED: ¹DPD Colorimetric, ²Visual Comparison-Platinum/Cobalt, ³Nephelometric, ⁴Electrometric, ⁵Sensory, ⁶Pour Plate, ⁷Enzyme Substrate (Colilert®-18)

CERTIFIED CORRECT:



JOVEN M. MARAVILLA
 Analytical Laboratory Head
 PRC License No. 0012740

NOTED BY:



CYRIL A. ERICA
 Laboratory Services Manager
 PRC License No. 0054161